



DC Inverter Multi-head Split System Air Conditioners



Exclusively distributed by



DC Inverter Multi-head



Introduction & Overview

The Lennox DC Inverter Multi-Head Split System Air Conditioner is a convenient, economic solution for when multiple indoor units are required to service different rooms in the home, for example, in a living room, home office and various bedrooms. Up to five indoor units can be connected to one outdoor unit.

The Lennox DC Inverter Multi-Head Split System includes Hi-Wall Splits, Cassettes and Low Static Ducted Splits which are ideal for new or retrofit installations in both single or double storey dwellings, including apartments.

Features & Benefits

- Slim line and unobtrusive outdoor unit
- Space saving option for new or retrofit installations
- Quiet operation, allowing you to enjoy the comforts of your home, undisturbed by unwanted noise
- Turbo option for faster cooling on hot summer days.

The use of DC Inverter technology delivers superior and energy efficient temperature control. The inclusion of a variable speed drive in the motor system means that temperature settings are consistently maintained without the stop/start function of a conventional air conditioner.

Plus, with your Lennox DC Inverter Multi-Head Split System each indoor unit can be customised with individual temperature requirements[#], allowing you to minimise energy wastage and ultimately save money.

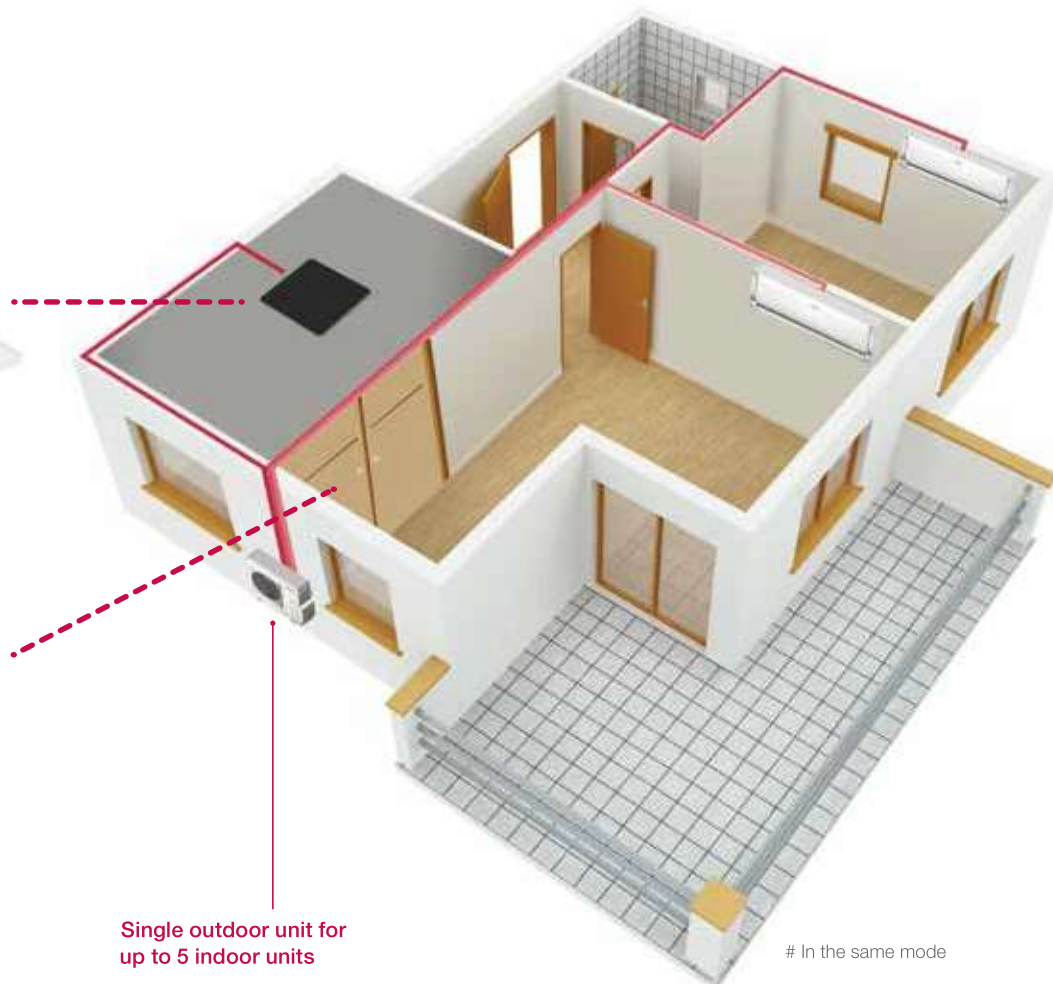
- Each indoor unit is supplied with an easy to use control for customised room temperature settings
- Low static ducted are supplied with wired controllers
- Fast and installer friendly installation
- Lennox peace of mind 5 year parts and labour warranty for residential applications.



Cassette



Low static ducted




Single outdoor unit for
up to 5 indoor units

In the same mode


Max 2 indoor heads

LNMT54




2 to 4 indoor heads

LNMT78




2 to 5 indoor heads

LNMT105



2 to 5 indoor heads

LNMT135



Enhanced Comfort Control

Improves comfort by adjusting the temperature set point to account for the difference between ceiling and floor temperatures.

Auto-restart Function

Restarts and resumes previous operating mode automatically if the power supply is interrupted during operation.

Even Air Distribution

Air distribution is improved by directing air horizontally during cooling and downwards in heating.

Sleep Mode

Automatically adjusts the temperature set point gradually to ensure comfortable conditions and energy savings.

Active Carbon Filter

Eliminates certain kinds of odours such as ammonia and deactivates harmful chemical gases like formaldehyde. It also traps small dust particles, smoke and pet fur preventing allergic reactions.

Anti-corrosion Condenser Fins

The outdoor coil is treated to improve fin corrosion resistance and heat transfer for longer life and improved performance.

Turbo Mode

Cooling and heating rates are increased to achieve the desired set temperature quicker.

Outdoor Unit Specifications



MODEL			LNMT54	LNMT78	LNMT105	LNMT135	
POWER SUPPLY		Ph-V-Hz	220~240-1-50	220~240-1-50	220~240-1-50	220~240-1-50	
Max Number of Indoor Heads			2	4	5	5	
Cooling	Capacity	kW	5.4	7.8	10.5	13.5	
	Power input	W	1570	2330	3080	3860	
	Rated current	A	7.00	10.40	13.80	17.20	
	AEER*	W/W	3.353	3.262	3.322	3.425	
Heating	Capacity	kW	5.8	8.5	11.6	16.0	
	Power input	W	1600	2350	3220	4570	
	Rated current	A	7.20	10.60	14.40	20.30	
	ACOP*	W/W	3.521	3.516	3.510	3.438	
Max. Power Input		W	3200	3700	6500	5800	
Max. current		A	14.5	17	27	26	
Starting current		A	3.0	4.0	4.5	4.5	
Compressor	Type		Twin-rotary	Twin-rotary	Twin-rotary	Twin-Rotary	
	Brand		GMCC	GMCC	MITSUBISHI	MITSUBISHI	
Outdoor air flow		L/s	305	610	750	2000	
Outdoor noise level		dB(A)	60	61	64	64	
Outdoor unit	Dimension (W*D*H)	mm	845x320x700	900x315x860	990x345x965	938x392x1369	
	Packing (W*D*H)	mm	965x395x755	1043x395x915	1120x435x1100	1095x495x1505	
	Net/Gross weight	kg	48/52	65/69	89/93	100/112	
Refrigerant type	Type		R410A	R410A	R410A	R410A	
	Pre-charged quantity / Length	kg/m	1.9/20	2.4/40	3.5/50	5/50	
Design pressure		MPa	4.2/1.5	4.2/1.5	4.2/1.5	4.2/1.5	
	Liquid side		2x Φ 6.35 (1/4")	4x Φ 6.35 (1/4")	5x Φ 6.35(1/4")	5x Φ 6.35 (5x1/4")	
	Gas side		2x Φ 9.52 (3/8")	3x Φ 9.52+1x Φ 12.7 (3x3/8"+1x1/2")	4x Φ 9.52+1x Φ 12.7 (4x3/8"+1x1/2")	3x Φ 9.52+2x Φ 12.7 (3x 3/8"+2x1/2")	
	Max. length for all rooms			30	60	75	75
	Max. length for one indoor unit			20	30	30	30
	Max. height difference between indoor and outdoor unit	OU higher than IU		10	10	10	10
		OU lower than IU		15	15	15	15
Max. height difference between indoor units			10	10	10	10	
Operating Ambient Temperature	cooling	°C	-15~50	-15~50	-15~50	-15~50	
	heating	°C	-15~24	-15~24	-15~24	-15~24	

*AS/NZS 3823.2013

Note: - Interconnecting cables between indoor and outdoor needs to be shielded cables

Note: - Capacity, Power Input, Running Current and AEER/ACOP are when connected with indoor units below.

LNMT54 → LNMTE026*2

LNMT78 → LNMTE020*4

LNMT105 → LNMTE020*5

Indoor Unit Specifications



MODEL			LNMT020	LNMT026	LNMT035	LNMT052	LNMT070
POWER SUPPLY		Ph-V-Hz	220-240V~ 50Hz, 1Ph				
Cooling	Capacity	kW	2.0	2.6	3.5	5.2	7.0
	Input	W	24	24	24	60	72
	Rated current	A	0.11	0.11	0.11	0.27	0.33
Heating	Capacity	kW	2.3	2.9	3.8	5.5	7.5
	Input	W	24	24	24	60	72
	Rated current	A	0.11	0.11	0.11	0.27	0.33
Indoor air flow (Hi/Mid/Lo)		L/s	147/125/97	147/125/97	175/150/119	305/236/194	400/360/275
Indoor sound pressure level(Hi/Mid/Lo)		dB(A)	40/37/28	40/37/28	42/38/31	46/39/32	50/44/37
Indoor unit	Dimension (W*D*H)	mm	750x198x280	835x198x280	835x198x280	990x218x315	1186x258x340
	Packing (W*D*H)	mm	830x270x355	910x270x355	910x270x355	1065x300x400	1265x420x340
	Net/Gross weight	kg	8/10	9/11	9/11	12/14	17.5/22.5
	Liquid side/ Gas side	mm(inch)	Φ6.35/Φ9.52(1/4"/3/8")			Φ6.35/Φ12.7(1/4"/1/2")	
Thermostat type			Remote Control RG52				
Room temperature	Cooling	°C	17~32	17~32	17~32	17~32	17~32
	Heating	°C	0~30	0~30	0~30	0~30	0~30
Operation temperature		°C	17~30	17~30	17~30	17~30	17~30



Cassette Specifications



MODEL			LNMT-CASS20	LNMT-CASS26	LNMT-CASS35	LNMT-CASS52
POWER SUPPLY		V-ph-Hz	220~240-1-50	220~240-1-50	220~240-1-50	220~240-1-50
Cooling	Capacity	kW	2.0	2.6	3.5	5.2
	Input	W	40	40	50	120
	Current	A	0.18	0.18	0.23	1.0
Heating	Capacity	kW	2.3	2.9	3.8	5.5
	Input	W	40	40	50	120
	Current	A	0.18	0.18	0.23	1.0
Indoor air flow (Hi/Mid/Lo)		L/s	185 / 140 / 115	185 / 140 / 115	210 / 180 / 145	210 / 180 / 145
Indoor noise level (Hi/Mid/Lo)		dB(A)	43 / 39 / 36	43 / 39 / 36	48 / 43 / 41	48 / 43 / 41
Indoor unit	Dimension (WxDxH)(body)	mm	570x570x260	570x570x260	570x570x260	570x570x260
	Packing (WxDxH)(body)	mm	655x655x290	655x655x290	655x655x290	655x655x290
	Dimension (WxDxH)(panel)	mm	647x647x50	647x647x50	647x647x50	647x647x50
	Packing (WxDxH)(panel)	mm	715x715x123	715x715x123	715x715x123	715x715x123
	Net/Gross weight(body)	kg	16/19	16/19	16/19	18/21
	Net/Gross weight(panel)	kg	2.5/4.5	2.5/4.5	2.5/4.5	2.5/4.5
Drainage water pipe diameter		mm	ODΦ25	ODΦ25	ODΦ25	ODΦ25
Refrigerant piping	Liquid side/Gas side	mm	Φ6.35/Φ9.52(1/4"/3/8")	Φ6.35/Φ9.52(1/4"/3/8")	Φ6.35/Φ9.52(1/4"/3/8")	Φ6.35/Φ12.7(1/4"/1/2")
Controller		Standard	Remote-RG52			
Room temperature	Cooling	°C	17~32	17~32	17~32	17~32
	Heating	°C	0~30	0~30	0~30	0~30
Operation temperature		°C	17~30	17~30	17~30	17~30



Ducted Specifications



MODEL			LNMTDSS20	LNMTDSS26	LNMTDSS35	LNMTDSS52	LNMTDSS70
POWER SUPPLY		V-ph-Hz	220~240-1-50	220~240-1-50	220~240-1-50	220~240-1-50	220~240-1-50
Cooling	Capacity	kW	2.0	2.6	3.5	5.2	7.0
	Input	W	30	40	50	80	100
	Current	A	0.13	0.18	0.23	0.37	0.46
Heating	Capacity	kW	2.3	2.9	3.8	5.5	7.3
	Input	W	30	40	50	80	100
	Current	A	0.13	0.18	0.23	0.37	0.46
Indoor air flow		L/s	166/150/125	166/150/125	200/166/150	222/165/140	222/165/140
Indoor external static pressure (Hi)		Pa	40	40	40	70	70
Indoor noise level (Hi/Mid/Lo)		dB(A)	37/34/32	37/34/32	41/37/34	42/38/34	42/38/34
Indoor unit	Dimension (W*D*H)	mm	700x635x210	700x635x210	700x635x210	920x635x210	920x635x270
	Packing (W*D*H)	mm	915x655x290	915x655x290	915x655x290	1135x655x290	1135x655x350
	Net/Gross weight	kg	18.1/22.8	18.1/22.8	18.1/22.8	23/29	28/31.5
Drainage water pipe diameter		mm	ODΦ25	ODΦ25	ODΦ25	ODΦ25	ODΦ25
Refrigerant piping	Liquid side / Gas side	mm	Φ6.35/Φ9.52(1/4"/3/8")			Φ6.35/Φ12.7 (1/4"/1/2")	Φ9.52/ Φ16(3/8"/5/8")
Controller		Standard	Wired-KJR-12B/DP(T)-E				
Room temperature	Cooling	°C	17~32	17~32	17~32	17~32	17~32
	Heating	°C	0~30	0~30	0~30	0~30	0~30
Operation temperature		°C	17~30	17~30	17~30	17~30	17~30



DC Inverter Multi-head



The Lennox DC Inverter Multi-Head Split System Air Conditioner is a convenient, economic solution for when multiple indoor units are required to service different rooms in the home, for example, in a living room, home office and various bedrooms. Up to five indoor units can be connected to one outdoor unit.

Enhanced Comfort Control

Improves comfort by adjusting the temperature set point to account for the difference between ceiling and floor temperatures.

Auto-restart Function

Restarts and resumes previous operating mode automatically if the power supply is interrupted during operation.

Even Air Distribution

Air distribution is improved by directing air horizontally during cooling and downwards in heating.

Sleep Mode

Automatically adjusts the temperature set point gradually to ensure comfortable conditions and energy savings.

Active Carbon Filter

Eliminates certain kinds of odours such as ammonia and deactivates harmful chemical gases like formaldehyde. It also traps small dust particles, smoke and pet fur preventing allergic reactions.

Anti-corrosion Condenser Fins

The outdoor coil is treated to improve fin corrosion resistance and heat transfer for longer life and improved performance.

Turbo Mode

Cooling and heating rates are increased to achieve the desired set temperature quicker.



LENNOX_MULTHEAD_0916

australia

13 23 50

lennoxaus.com.au

new zealand

0800 653 330

lennoxnz.co.nz



The contents of this brochure are copyright protected and may not be reproduced in any form without the written consent of Heatcraft. Recommendations and advice regarding the use of the products described in this publication are to be taken as a guide only and are given without liability on the part of the company or its employees. As Heatcraft continually improves its product range and processes, Heatcraft reserves the right to change product specifications without any prior notification. Please refer to the Heatcraft website for the latest version of this publication. The purchaser should independently determine the suitability of the product for the intended use and application and that the product complies with relevant standards. Heatcraft accepts no responsibility for loss or damage (direct or indirect and including consequential loss, loss of profits or opportunity and economic loss) however arising which results from any errors or omissions in the information contained in this publication or arising from the use or application of the information contained herein.